


# The gas industry evolution for a low and zero-carbon world

## *Snam plans and actions*



### ***1st European Gas Dialogues by Natural Gas World***

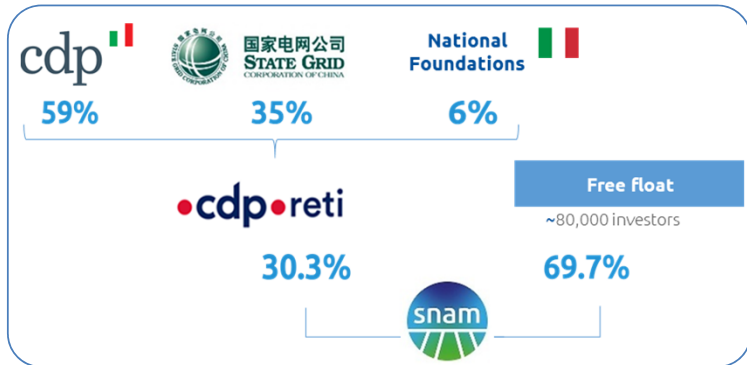
*March 9<sup>th</sup> 2021*

Mr. Andrea Stegher

**Snam** SVP Commercial & Stakeholder Engagement

**IGU** President elect 2025-2028 & Vice President 2021-2025

# Snam Net Zero Commitment by 2040



## International footprint



## Energy transition



~ € 28 bn  
Enterprise Value

~ € 1,100 mln  
Net Income (2020E)

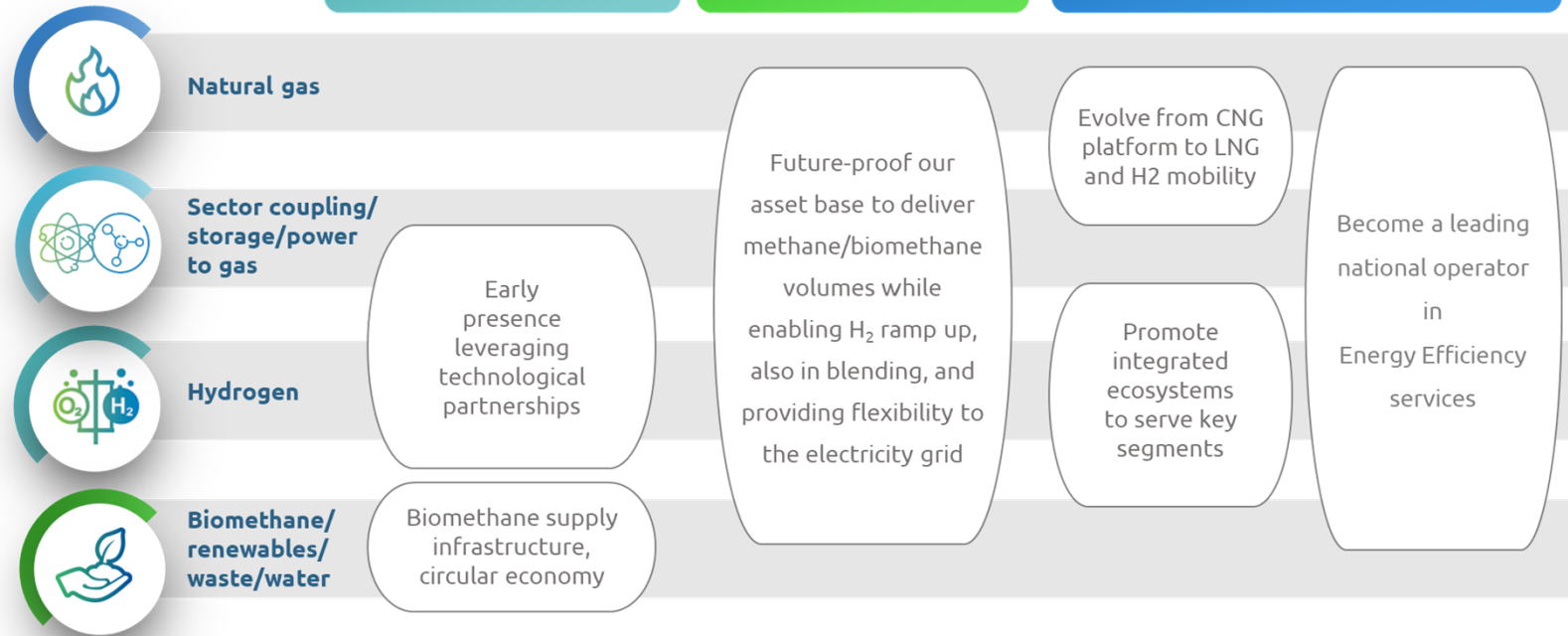
~ 42,000 km pipelines\*

~ 20 bcm UGS capacity\*

~ 20 bcm regas capacity\*

\*including associates

> € 0.7 bn Energy Transition investments up to 2024



# Consolidating ESG leadership with scorecard



SDGs	ESG Focus Areas	Key Performance Indicators by 2023
	<b>Natural Gas Emissions</b>	<ul style="list-style-type: none"> <li>Natural gas emissions: -36% reduction of total natural gas emissions (vs 2015) <sup>1,2</sup></li> <li>Energy Saving: &gt;40% natural gas recovered from maintenance activities</li> </ul>
	<b>Energy Savings of Operational Management</b>	<ul style="list-style-type: none"> <li>860 MWh of electricity production by photovoltaic plants</li> <li>61% of retrofit and methane fuelled cars out of total car fleet</li> </ul>
	<b>New Business - Green Innovation</b>	<ul style="list-style-type: none"> <li>121 Mscm Production of biomethane</li> <li>43 Ktons Reduction of CO2 equivalent from energy efficiency interventions</li> <li>167 Cumulated number of CNG and L-CNG stations</li> <li>250 ktons available LNG capacity for SSLNG market</li> </ul>
	<b>Land Protection &amp; Biodiversity</b>	<ul style="list-style-type: none"> <li>&gt;99% vegetation restoration of the natural and semi-natural areas involved in the construction of the pipeline routing <sup>3</sup></li> </ul>
	<b>Welfare</b>	<ul style="list-style-type: none"> <li>54% participation in welfare initiatives</li> </ul>
	<b>Employee engagement</b>	<ul style="list-style-type: none"> <li>75% employee engagement index</li> </ul>
	<b>Safety</b>	<ul style="list-style-type: none"> <li>&lt;average last 5 years- IpFG (Combined Frequency and Severity Index)</li> <li>&lt;average last 5 years- No. of HS remarks / no. of total Audits conducted (external and internal)</li> </ul>
	<b>Gender Diversity</b>	<ul style="list-style-type: none"> <li>25.5 % of women in executive and middle-management roles</li> <li>27 % of women in succession planning (first and second reporting line)</li> </ul>
	<b>Responsible Supply</b>	<ul style="list-style-type: none"> <li>50% spending to local suppliers (Italy based SMEs) on total non-public procurement</li> <li>+20% Increase third sector suppliers in Vendor List</li> </ul>
	<b>Local Community Engagement</b>	<ul style="list-style-type: none"> <li>+10% employees hours devoted to Snam Foundation's initiatives supporting local communities</li> </ul>

SDGs	ESG Focus Areas	Key Performance Indicators by 2023
	<b>Governance Functioning and Structure</b>	<ul style="list-style-type: none"> <li>&gt;40 % of BoD time dedicated to ESG matters in strategy meetings and induction sessions</li> </ul>
	<b>Infrastructure Reliability</b>	<ul style="list-style-type: none"> <li>8.1 Average annual customer satisfaction rate in terms of service quality</li> <li>99.9 % of reliability levels on gas supply</li> </ul>
	<b>Anti-corruption</b>	<ul style="list-style-type: none"> <li>100 % of third party counterparts on which reputational due diligence checks have been performed</li> </ul>

